


Transporting the Slate

Why was this aerial ropeway built?

What is the ropeway used for?









How was the ropeway powered?

Where was the slate being transported to?

Why is one pallet empty and one full of slate?

Transporting the Slate



Transporting the Slate

